


GOVERNMENT OF SIKKIM  
WATER RESOURCES & RIVER DEVELOPMENT DEPARTMENT


STATEMENT OF RECEIPTS / PROFORMA - III  
MONTH OF JUNE 2017

(Rs. In Lakhs)

| Head / Sub Head of Development as per Development Programme | Budget Estimate Year 2017-18 | Realised Estimate 2017-18 | Receipt realised upto previous month | Receipt realised during the month of June 2017 | Cummulative total receipt upto the month under report | % of BE/RE receipt realised till the end of the month report | Reasons for shortfall or excess if any |
|---|------------------------------|---------------------------|--------------------------------------|--|---|--|--|
| 1   | 2                            | 3                         | 4                                    | 5  | 6   | 7  | 8                                      |
| MAJOR HEAD -0702-MINOR IRRIGATION 80-800 OTHER RECEIPTS     | 6.30                         | 29.54                     | 0.00                                 | 0.00   | 0.00  |  |  |

  
Senior Accounts Officer  
WR&RDD  
Govt. of Sikkim

  
Superintending Engineer  
WR&RDD  
Govt. of Sikkim

  
Additional Chief Engineer  
WR&RDD  
Govt. of Sikkim

**ABSTRACT OF FINANCIAL PROGRESS REPORT OF ONGOING/COMPLETED WORKS UNDER WATER RESOURCES & RIVER DEVELOPMENT DEPARTMENT DURING THE MONTH OF JUNE 2017**


*Rs. in Lakhs*

| Sl. NO. | MAJOR HEAD                                      | NORTH                   |                          |         |   |                                       |                   | EAST                    |                          |         |   |                                       |                   | Remarks |
|---------|---|-------------------------|--------------------------|---------|---|---------------------------------------|-------------------|-------------------------|--------------------------|---------|---|---------------------------------------|-------------------|---------|
|         |   | Budget Estimate 2017-18 | Sanction in current year | Total   | Expenditure in current year till previous month | Expenditure in the month under report | Total Expenditure | Budget Estimate 2017-18 | Sanction in current year | Total   | Expenditure in current year till previous month | Expenditure in the month under report | Total Expenditure |         |
| 1       | 2   | 3                       | 4                        | 5       | 6   | 7                                     | 8                 | 9                       | 10                       | 11      | 12  | 13                                    | 14                | 15      |
| 1       | FLOOD CONTROL & DRAINAGE / OTHER CHARGES / FCRT | 0.00                    | 0.00                     | 0.00    | 0.00  | 0.00                                  | 0.00              | 0.00                    | 0.00                     | 0.00    | 0.00  | 0.00                                  | 0.00              |         |
| 2       | MINOR IRRIGATION (NON-PLAN)                     | 0.00                    | 0.00                     | 0.00    | 0.00  | 0.00                                  | 0.00              | 0.00                    | 0.00                     | 0.00    | 0.00  | 0.00                                  | 0.00              |         |
| 3       | NABARD  | 0.00                    | 0.00                     | 0.00    | 0.00  | 0.00                                  | 0.00              | 0.00                    | 0.00                     | 0.00    | 0.00  | 0.00                                  | 0.00              |         |
| 4       | AIBP  | 1138.06                 | 0.00                     | 1138.06 | 0.00  | 0.00                                  | 0.00              | 1520.22                 | 0.00                     | 1520.22 | 0.00  | 0.00                                  | 0.00              |         |
| 5       | CAD   | 0.00                    | 0.00                     | 0.00    | 0.00  | 0.00                                  | 0.00              | 0.00                    | 0.00                     | 0.00    | 0.00  | 0.00                                  | 0.00              |         |
| 6       | FMP   | 72.66                   | 0.00                     | 72.66   | 0.00  | 0.00                                  | 0.00              | 3836.24                 | 0.00                     | 3836.24 | 0.00  | 0.00                                  | 0.00              |         |
| 7       | NEC   | 300.00                  | 0.00                     | 300.00  | 0.00  | 0.00                                  | 0.00              | 0.00                    | 0.00                     | 0.00    | 0.00  | 0.00                                  | 0.00              |         |
| 8       | BADP  | 0.00                    | 0.00                     | 0.00    | 0.00  | 0.00                                  | 0.00              | 0.00                    | 0.00                     | 0.00    | 0.00  | 0.00                                  | 0.00              |         |
| 9       | CMRF&NDRF/SDRF                                  | 0.00                    | 0.00                     | 0.00    | 0.00  | 0.00                                  | 0.00              | 0.00                    | 0.00                     | 0.00    | 0.00  | 0.00                                  | 0.00              |         |

*Note : Work under Other Charges & FCRT (Plan) are sanctioned in all four districts but payments are made from H.Q. Hence the amounts of sanction etc. are shown under East District and rest schemes are based under Monthly Progress Report.*

  
Senior Accounts Officer  
WR&RDD  
Government of Sikkim

  
Superintending Engineer  
WR&RDD  
Government of Sikkim

  
Addl. Chief Engineer  
WR&RDD  
Government of Sikkim

OF FINANCIAL PROGRESS REPORT OF ONGOING/COMPLETED WORKS UNDER WATER RESOURCES & RIVER DEVELOPMENT DEPARTMENT DURING THE MONTH OF JUNE 2017

| Rs. In Lakhs            |                         |                          |         |   |                                       |                   |                         |                          |         |   |                                       |                   |         |
|-------------------------|-------------------------|--------------------------|---------|---|---------------------------------------|-------------------|-------------------------|--------------------------|---------|---|---------------------------------------|-------------------|---------|
| MAJOR HEAD              | SOUTH                   |                          |         |   |                                       |                   | WEST                    |                          |         |   |                                       |                   | Remarks |
|                         | SANCTIONED AMOUNT       |                          |         | Expenditure in current year till previous month | Expenditure in the month under report | Total Expenditure | SANCTIONED AMOUNT       |                          |         | Expenditure in current year till previous month | Expenditure in the month under report | Total Expenditure |         |
|                         | Budget Estimate 2017-18 | Sanction in current year | Total   |   |                                       |                   | Budget Estimate 2017-18 | Sanction in current year | Total   |   |                                       |                   |         |
| 2                       | 3                       | 4                        | 5       | 6   | 7                                     | 8                 | 9                       | 10                       | 11      | 12  | 13                                    | 14                | 15      |
| Y & OTHER CHARGES(PLAN) | 0.00                    | 0.00                     | 0.00    | 0.00  | 0.00                                  | 0.00              | 0.00                    | 0.00                     | 0.00    | 0.00  | 0.00                                  | 0.00              |         |
| MINOR WORKS (NON-PLAN)  | 0.00                    | 0.00                     | 0.00    | 0.00  | 0.00                                  | 0.00              | 0.00                    | 0.00                     | 0.00    | 0.00  | 0.00                                  | 0.00              |         |
| NABARD                  | 0.00                    | 0.00                     | 0.00    | 0.00  | 0.00                                  | 0.00              | 0.00                    | 0.00                     | 0.00    | 0.00  | 0.00                                  | 0.00              |         |
| AIBP                    | 1222.00                 | 0.00                     | 1222.00 | 0.00  | 0.00                                  | 0.00              | 80.88                   | 0.00                     | 80.88   | 0.00  | 0.00                                  | 0.00              |         |
| CAD                     | 0.00                    | 0.00                     | 0.00    | 0.00  | 0.00                                  | 0.00              | 0.00                    | 0.00                     | 0.00    | 0.00  | 0.00                                  | 0.00              |         |
| FMP                     | 0.00                    | 0.00                     | 0.00    | 0.00  | 0.00                                  | 0.00              | 1893.94                 | 0.00                     | 1893.94 | 0.00  | 0.00                                  | 0.00              |         |
| NEC                     | 141.08                  | 0.00                     | 141.08  | 0.00  | 0.00                                  | 0.00              | 0.00                    | 0.00                     | 0.00    | 0.00  | 0.00                                  | 0.00              |         |
| CMRF&NDRF/SDRF          | 0.00                    | 0.00                     | 0.00    | 0.00  | 0.00                                  | 0.00              | 0.00                    | 0.00                     | 0.00    | 0.00  | 0.00                                  | 0.00              |         |

(Other Charges (Plan) are sanctioned in all four districts but payments are made from H.Q. Hence the amounts of sanction etc. are shown under East District and rest schemes are based under Monthly Progress Report.

Chief Officer  
DO  
Sikkim

Superintending Engineer  
WR&RDD  
Government of Sikkim

Addl Chief Engineer  
WR&RDD  
Government of Sikkim

**ABSTRACT OF PHYSICAL PROGRESS REPORT OF ONGOING WORKS UNDER WATER RESOURCES & RIVER DEVELOPMENT DEPARTMENT  
MONTH OF JUNE 2017**

| Sl. No. | MAJOR HEAD                      | No. of Scheme sanctioned upto 2015-16 | Sanctioned during 2016-17 | Total (3+4) | Physically Completed up to 31st March 2017 | No. of schemes       |                           |                    | Progress of Schemes in numbers |           |           |           |           | Remarks  |
|---------|---------------------------------|---------------------------------------|---------------------------|-------------|--|----------------------|---------------------------|--------------------|--------------------------------|-----------|-----------|-----------|-----------|--|
|         |                                 |                                       |                           |             |  | Spillover to 2017-18 | Sanctioned during 2017-18 | Total scheme (7+8) | 0 - 29%                        | 30 - 59%  | 60 - 89%  | 90 - 99%  | 100%      |  |
| 1       | 2                               | 3                                     | 4                         | 5           | 6  | 7                    | 8                         | 9                  | 10                             | 11        | 12        | 13        | 14        | 15   |
| 1       | FCRT (HCM 42 DAYS Programme)    | 645                                   | 0                         | 645         | 625  | 0                    | 0                         | 0                  | 0                              | 0         | 0         | 0         | 0         | During 2012-13 654 no. of schemes were sanctioned amounting to Rs. 61.92 Crore, due to duplication 9 nos. of schemes under East Division were deleted. Now the actual number of scheme are 645 only. Out of which 599 nos of schemes were physically completed and 26 no. of schemes also closed before completing the targeted length. During 2016-17 the total completed schemes were 625 nos, and 20 no. of schemes were not implemented till date and same will be closed. The progressive expenditure is Rs. 3564.80 lakhs. |
| 2       | NEW- NABARD -XX                 | 1                                     | 0                         | 1           | 0  | 1                    | 0                         | 1                  | 0                              | 0         | 1         | 0         | 0         | Work under progress.   |
| 3       | AIBP                            | 156                                   | 0                         | 156         | 0  | 156                  | 0                         | 156                | 15                             | 61        | 71        | 7         | 2         | 2 nos are physically completed and remaining are under progress.   |
| 4       | Flood Management Programme(FMP) | 26                                    | 0                         | 26          | 24   | 4                    | 0                         | 4                  | 0                              | 0         | 1         | 0         | 3         | 24 no. of schemes sanctioned during the year 2008-09 in which 24 no. of schemes were physically completed during 2015-16. And 4 nos. of FMP schemes were sanctioned during 2011-2012. Out of 4 FMP schemes 3 nos. were physically completed and 1 no. is still under progress.   |
| 5       | NEC                             | 5                                     | 0                         | 5           | 4  | 1                    | 0                         | 1                  | 0                              | 0         | 0         | 0         | 1         | Work under progress.   |
| 6       | BADP                            | 18                                    | 0                         | 18          | 8  | 10                   | 0                         | 10                 | 0                              | 0         | 1         | 4         | 5         | 5 nos. of schemes are physically completed during the year 2016-2017 and remaining are under progress.   |
| 7       | STATE PLAN                      | 1                                     | 0                         | 1           | 0  | 1                    | 0                         | 1                  | 0                              | 0         | 0         | 1         | 0         | Work under progress.   |
|         | <b>TOTAL :-</b>                 | <b>854</b>                            | <b>0</b>                  | <b>854</b>  | <b>661</b>                                 | <b>173</b>           | <b>0</b>                  | <b>173</b>         | <b>15</b>                      | <b>61</b> | <b>74</b> | <b>12</b> | <b>11</b> |  |

Assistant Director (M&E)  
WR&RDD  
Govt. of Sikkim, Gangtok

Joint Director (M&E)  
WR&RDD  
Govt. of Sikkim, Gangtok  
**J.D. (M&E)**  
**Water Resources & River Development Department**  
**Govt. of Sikkim, Gangtok**

Superintending Engineer  
WR&RDD  
Govt. of Sikkim, Gangtok

Additional Chief Engineer  
WR&RDD  
Govt. of Sikkim, Gangtok